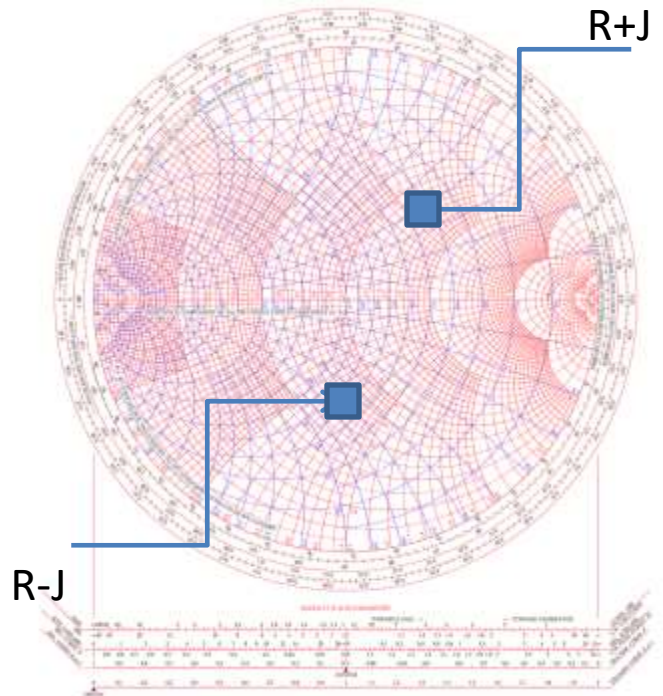


MATCH RX HIGH POWER COMPLEX RF LOAD SIMULATOR

NORMALIZED IMPEDANCE
AND ADMITTANCE
COORDINATES



ABILITY TO SIMULATE
MOST CHAMBER
CONDITIONS

Up to 100 amps rms at 12-15Mhz
CUSTOM DESIGNED INPUTS



ALTRONIC RESEARCH INC.

WWW.Altronic.com

CALL TOLL FREE 1.800.482.LOAD
PO BOX 249 YELLVILLE, AR. 72687 (870) 449-4093

MATCH RX HIGH POWER COMPLEX RF LOAD SIMULATOR

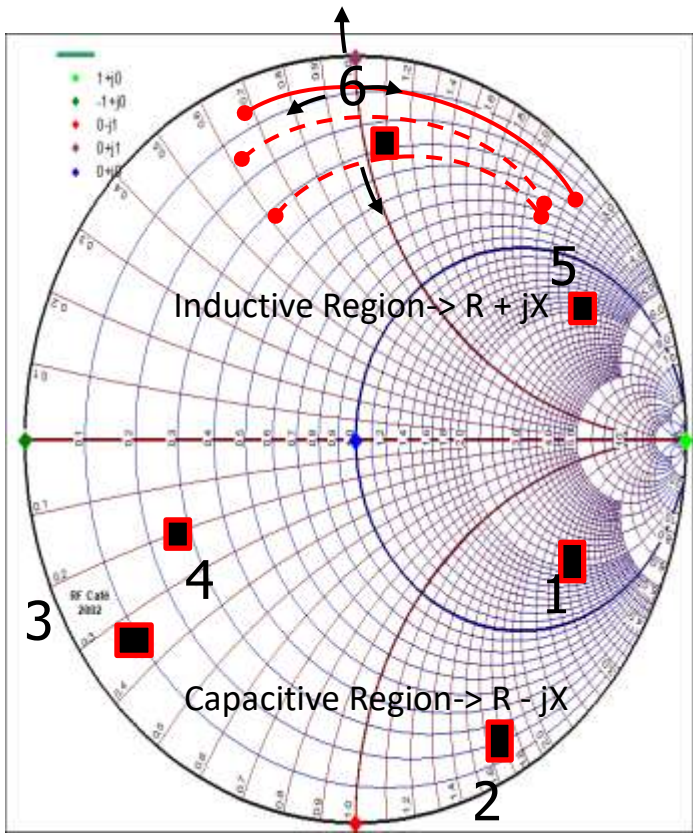
Scalable Designs

7

Bias match

Inductive source

1



5

2



Tunable

6

3



7

4

Can access almost any part of Smith chart with hi-power design topologies

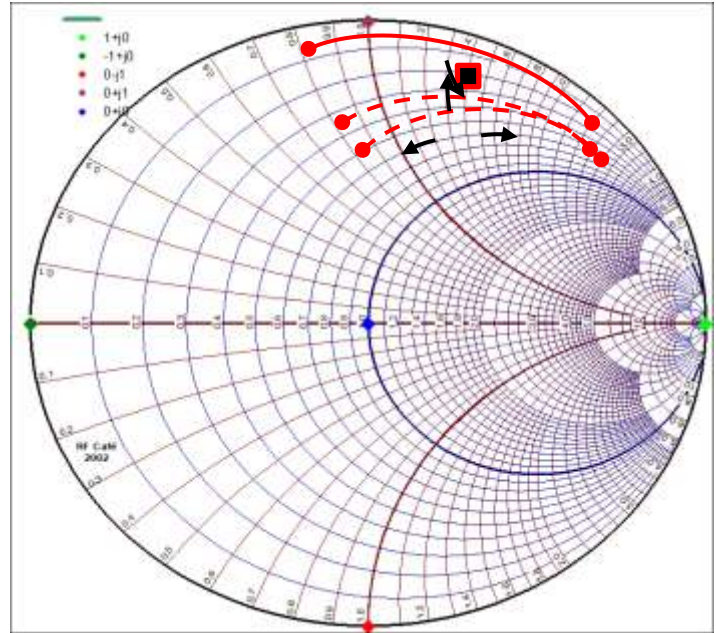
WWW.Altronic.com

CALL TOLL FREE 1.800.482.LOAD

PO BOX 249 YELLVILLE, AR. 72687 (870) 449-4093

MATCH RX HIGH POWER COMPLEX RF VARIABLE LOAD SIMULATOR

NORMALIZED IMPEDANCE AND
ADMITTANCE COORDINATES



30 amps rms at 12-15Mhz
CUSTOM DESIGNED INPUTS

VARIABLE UNDER POWER

ABILITY TO SIMULATE
MOST CHAMBER
CONDITIONS



ALTRONIC RESEARCH INC.

www.altronic.com

CALL TOLL FREE 1.800.482.LOAD

PO BOX 249 YELLVILLE, AR. 72687 (870) 449-4093